



**BUILDING
COMMUNITY
AT
BELLEVUE**

May 2017 Update



Why?



- Resolving an immediate need
- Improving what we already do
- Facilitating a future vision
 - Building the Bellevue community – space to meet
 - An ‘accessible’ church
 - An opportunity to connect with the community
 - Responsibility to our children and youth

Why?



- Resolving an immediate need
- Improving what we already do
- Facilitating a future vision
 - Building the Bellevue community – space to meet
 - An ‘accessible’ church
 - An opportunity to connect with the community
 - Responsibility to our children and youth
- **How would you use this facility?**



Baby Bank Network
PRE-LOVED BABY ESSENTIALS FOR THOSE IN NEED

After School Club



Kids Church



One life.
What's it all about?



Messy Church

WEDNESDAY NIGHT Suppers



CHRISTIANITY EXPLORED

What's the best news you've ever heard?



LIFE EXPLORED

What's the best gift God could give you?



DISCIPLESHIP EXPLORED

What's the best love you've ever known?

FOOD BANK



Furniture Bank

furnishing beginnings spreading hope

christians against poverty

CAP



COMMUNITY OUTREACH

Process

- Initial design
- Planning application
- Detailed design
- Technical design
- Construction
- Handover

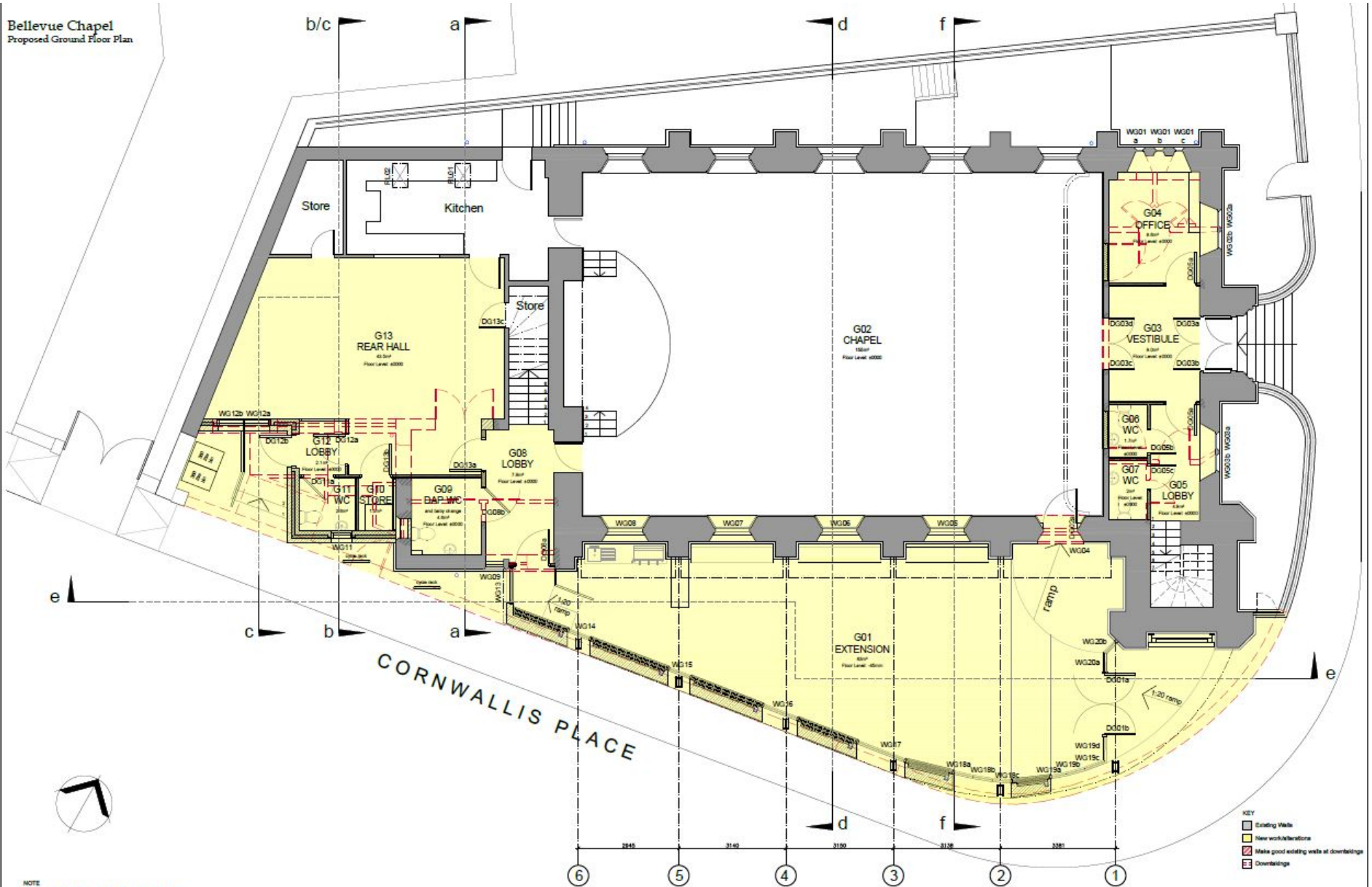


Process (November 16)



- Initial design **DONE**
- Planning application **DONE and GRANTED**
- Detailed design **ALMOST DONE**
- Technical design **IN PROGRESS**
- Construction **NOT STARTED**
- Handover **NOT STARTED**

Bellevue Chapel
Proposed Ground Floor Plan



NOTE
Do not scale from this drawing - all dimensions should be checked on site by the contractor prior to construction and discrepancies notified to the architect immediately.
This drawing should be read in conjunction with the architect's drawings, specification and schedules, and those provided by the other consultants.

Scale:
0 1 2 3 4 5m

- KEY
- Existing Walls
 - New work/alterations
 - Make good existing walls at doorings
 - Doorings

Simpson & Brown Bellevue Chapel Nov 2016
www.simpsonandbrown.co.uk
 The Old Postoffice, 77a Newmarket Street, Birmingham, B3 3SD
 0121 552 6070
 Proposed Alterations & Additions
 ARCHITECTURE: SIMPSON & BROWN
 1/50: RQ/1/50: Westcott 1982/00 GA-01

This drawing is the copyright of Simpson & Brown Architects

Bellevue Chapel Proposed Ground Floor Plan

NOTE: All new doors 100mm wide within 900mm structural opening unless otherwise stated.
For structural works refer to engineer's details.
For underground drainage refer to engineer's details.

ELECTRICAL LEGEND

Only new provision shown in areas being altered, existing provision retained.

- Single switched socket/outlet
- Two switched socket (N, downer top level)
- Light switch
- Non-switched socket
- Wall light
- Chandelier
- TV socket
- Telephone point
- Data point
- Music amplifier
- Distribution board
- Gas meter
- Heating meter
- Heating
- Mechanical extract fan
- Heating fan supply
- Refrigerator
- Freezer
- Free air conditioned space
- Watermeter
- New meter enclosure
- Cable gland

Site ownership boundary.

New window, 2x glazed area 1.05m², 2x opening area 1.35m²

1200x1200mm Plank

Tubular metal handrail 1100mm above plank level.

New window glazed area 0.31m², opening area 0.46m²

Water heater and spur

Non-ACME method in existing run, refer to engineers under ground drainage layout

Ventilation to WCs - In-line duct fan capable of achieving 3 air changes per hour within toilet, 100mm Ø duct in ceiling void taken to grille on outside wall.

Water heater and spur

Internal bridge medium rise surface spread of flame (class 1). Ceiling deck to be coated with aqueous IP system, matt finish of equivalent.

(Fire resistance duration to be achieved - medium)

Edge of footpath

Site ownership boundary.

Opening panel in new section of wall for maintenance access.

Site ownership boundary.

Site ownership boundary.

Site ownership boundary.

Site ownership boundary.

Site ownership boundary.

Site ownership boundary.

Site ownership boundary.

Site ownership boundary.

Site ownership boundary.

Site ownership boundary.

Site ownership boundary.

Site ownership boundary.

Site ownership boundary.

Site ownership boundary.

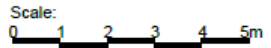
Site ownership boundary.

Site ownership boundary.

- ### KEY
- Existing Walls
 - New works/extensions
 - Make good existing walls at doorways
 - Downstairs
 - Refer to detail section B - in drawing D-001

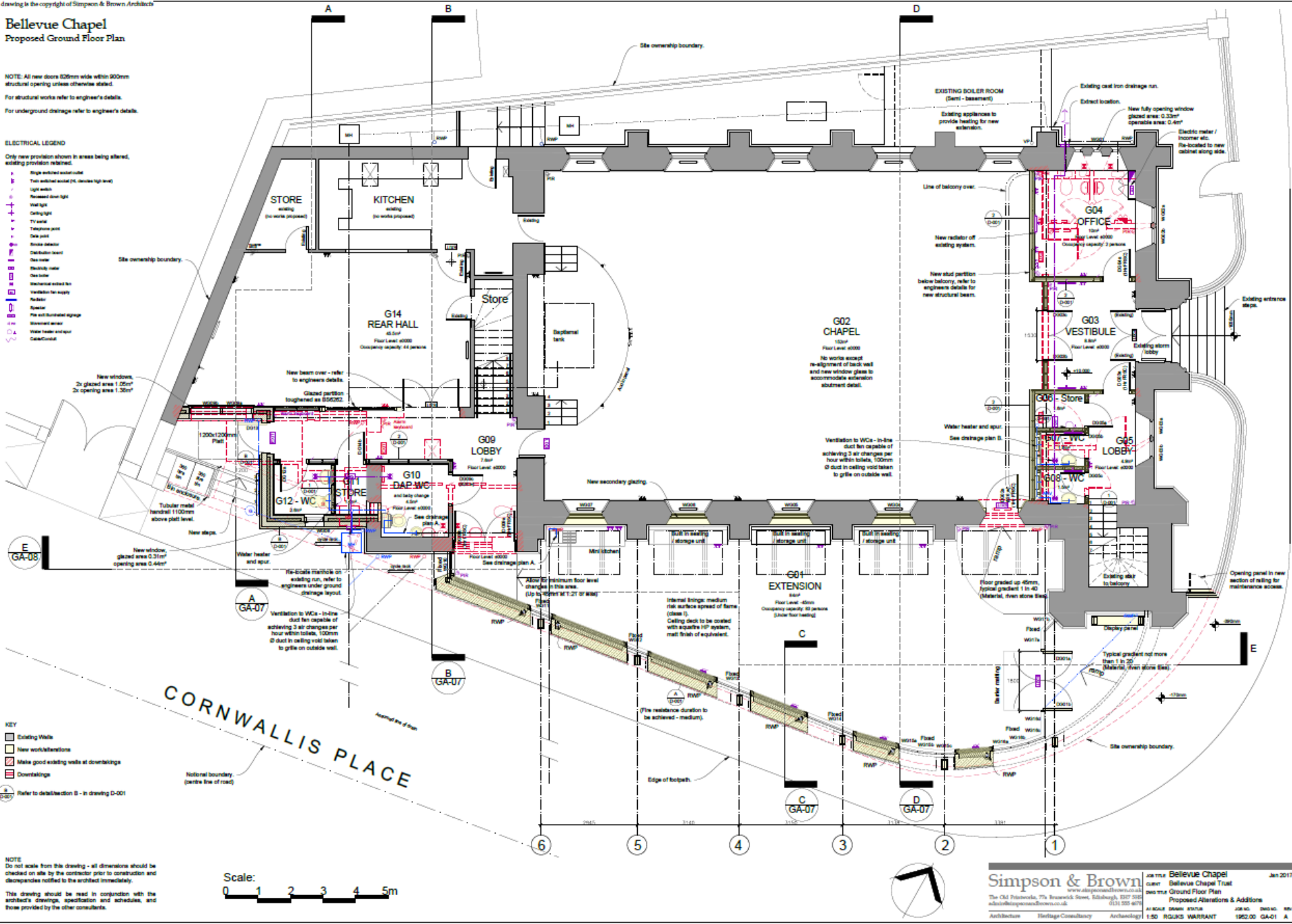
NOTE: Do not scale from this drawing - all dimensions should be checked on site by the contractor prior to construction and discrepancies notified to the architect immediately.

This drawing should be read in conjunction with the architect's drawings, specifications and schedules, and those provided by the other consultants.



Simpson & Brown
The Old Newsroom, 75 Broadwalk Street, Edinburgh, EH3 5SD
Architects Heritage Consultancy Archaeology

Job Title: Bellevue Chapel
Client: Bellevue Chapel Trust
Drawing: Proposed Ground Floor Plan
Drawing No: GA-01
Date: 19/02/2020



Process (May 17)



- Initial design **DONE**
- Planning application **DONE and GRANTED**
- Detailed design **DONE**
- Technical design **DONE**
- Construction **STARTING SOON**
- Handover **NOT STARTED**

Advisors

- Architect – Simpson and Brown
- Structural Engineer – Will Rudd
- Quantity Surveyor – Hardies
- Interior Consultant – Form Design
- Building Contractor - ?



Working Group

- Interior specifications, including IT
- Disruption planning
- Communication – internal and external
- Handing over



Sanctuary

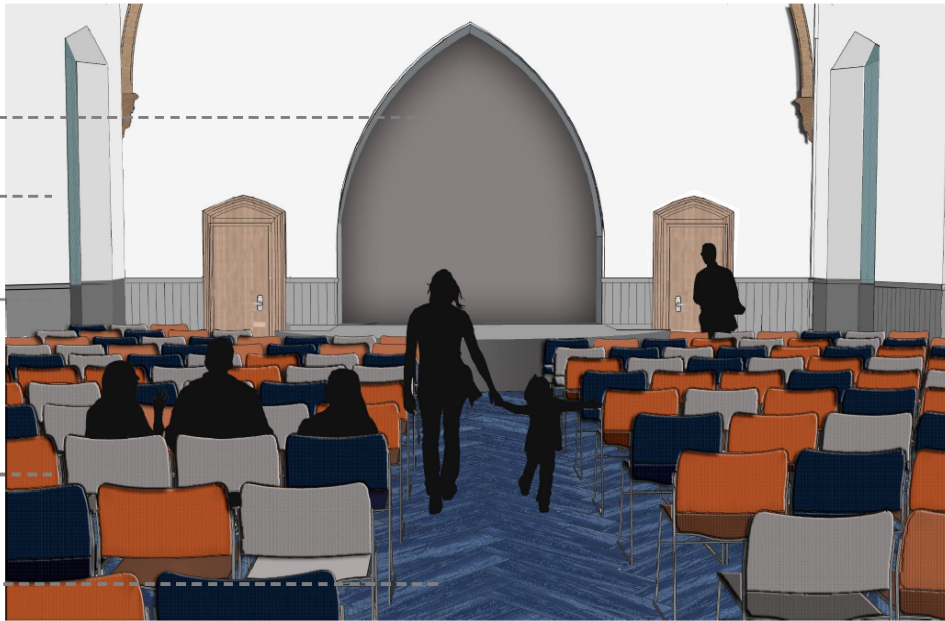
Feature wall behind stage to be painted dark grey.

Walls to be painted light grey.

Panelling to be painted dark grey.

Upholstered stacking chairs. Alternatively all seating could be upholstered in one colour.

Herringbone plank carpet tile layout.



New Extension (G01)

Ceiling painted light grey

Veneered timber panels

Stacking oak frame chairs with folding table

Bolon woven vinyl from the Silence range



Bolon woven vinyl flooring

Existing stone wall

Vinyl upholstere bench seating

Upstairs medium room


Feature Geometric wallcovering.

Walls to be painted light grey.

Upholstered stools at different heights.

Glass high table with metal frame and high stools.

Feature carpet layout
Bright beanbags.



Walls to be painted light grey

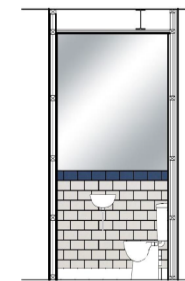
Bulletin Board to display information

Stacking oak frame chairs with folding table

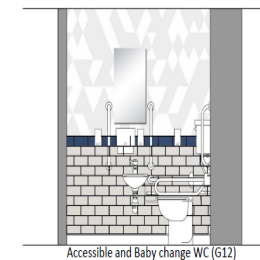
Bolon woven vinyl (Flame Rust 103 470 by Bolon Missoni)



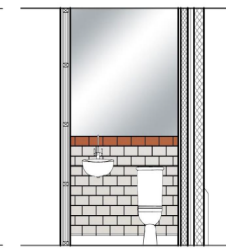
Rendered WC Elevations



WC's in Vestibule Lobby (G07 + G08)



Accessible and Baby change WC (G12)



WC in rear Lobby (G12)

We are currently finalising a selection of feature wallcoverings to show to the team at Bellevue Chapel.

Costs

- Construction costs est £670k
 - VAT at 20% (mostly offset by Gift Aid)
- Professional fees est £85k
 - Architect, structural engineer etc.
- Furnishings not included
- **Total cost around £760k**
- **£720k pledged or received to date**





**BUILDING
COMMUNITY
AT
BELLEVUE**